


Click here to
view all our
products



Click here to
view all our
products



Class Behaviour

Version 1.0

8 Images per page

About Visual Aids for Learning

Visual Aids for Learning is a company that develops images to streamline and support learning, empowering people to participate and achieve independence.

The free downloads are supported from revenue generated by online advertising on our website. We encourage you to visit our website often as we are continually updating these products and adding new images.

www.visualaidsforslearning.com

How to make your kit

1. Print this document (we recommend using 180—200 gsm matt card)
2. Cut out each individual card using the grey lines as a guide.

Tips

- For greater durability you may consider laminating each individual card.
- For greater permanency, you may consider placing a Velcro “button” on the back of each card and a Velcro strip on the surface where you want the cards to be displayed.

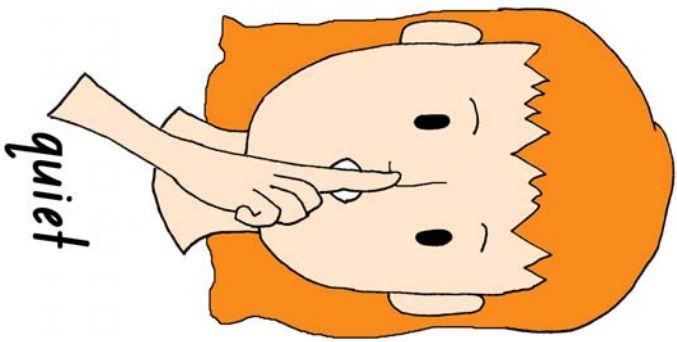
How to use this kit

For suggestions on how to use these visuals, you can download an instruction booklet from our website.

Copyright and allowable uses

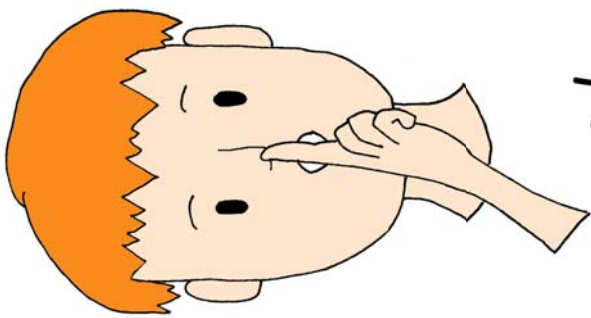
This product is supplied free of charge. You may print, use and distribute as many hard copies of this product as you wish. You may also store, copy and distribute as many electronic copies of this product as you wish. We encourage you to email this PDF file as often as you like to as many people as you think may benefit from it.

However, you may **not** sell this product or any of its content. All the images are protected under international copyright and remain the property of Visual Aids for Learning.



quiet

© Visual Aids for Learning www.visualaidsforlearning.com




quiet

© Visual Aids for Learning www.visualaidsforlearning.com



© Visual Aids for Learning www.visualaidsforlearning.com

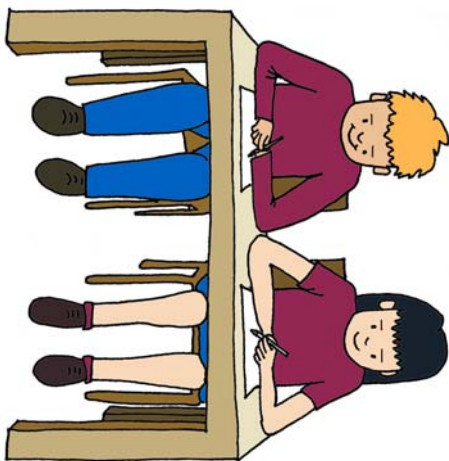


do

think


stop

© Visual Aids for Learning www.visualaidsforlearning.com




work at desk

© Visual Aids for Learning www.visualaidsforlearning.com



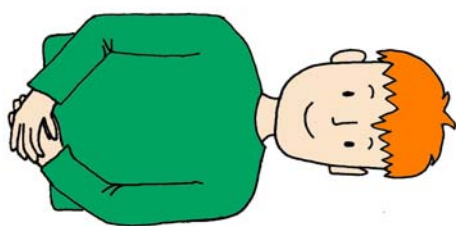
stay in group

© Visual Aids for Learning www.visualaidsforlearning.com




keep hands to self

© Visual Aids for Learning www.visualaidsforlearning.com



keep hands to self

© Visual Aids for Learning www.visualaidsforlearning.com



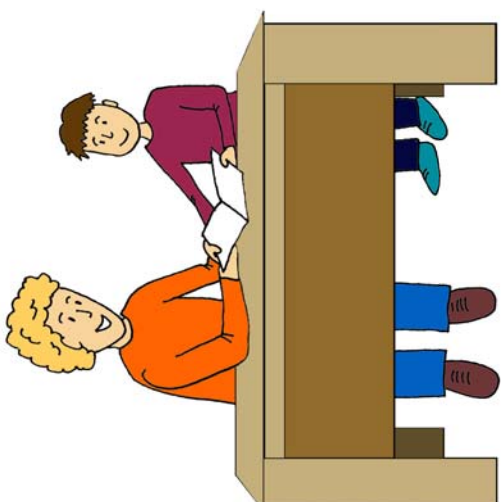
sit down

© Visual Aids for Learning www.visualaidsforlearning.com




use nice words

© Visual Aids for Learning www.visualaidsforlearning.com



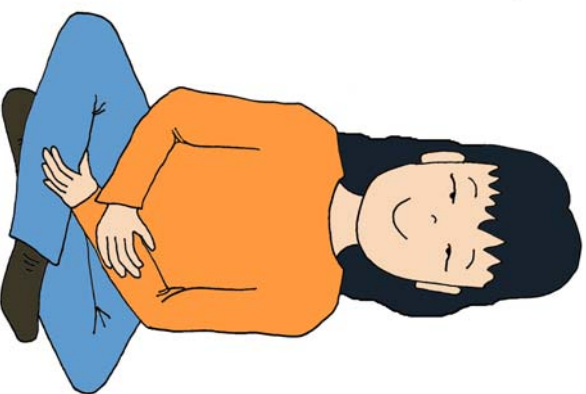
show teacher work

© Visual Aids for Learning www.visualaidsforlearning.com




*hand up
wait to speak*

© Visual Aids for Learning www.visualaidsforlearning.com



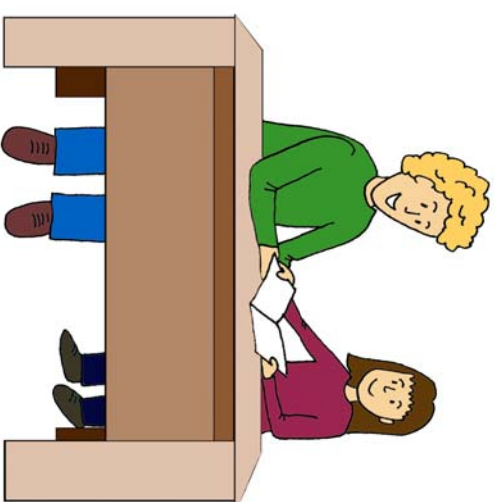
sit down

© Visual Aids for Learning www.visualaidsforlearning.com



use nice words

© Visual Aids for Learning www.visualaidsforlearning.com



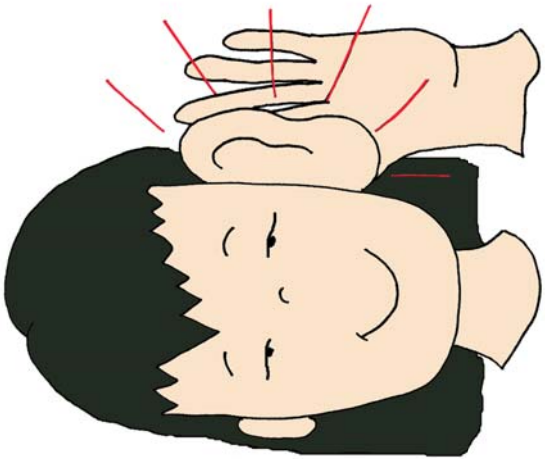
show teacher work

© Visual Aids for Learning www.visualaidsforlearning.com



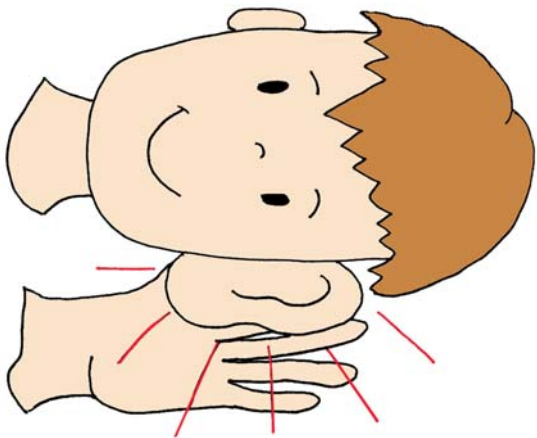
*hand up and
wait to speak*

© Visual Aids for Learning www.visualaidsforlearning.com



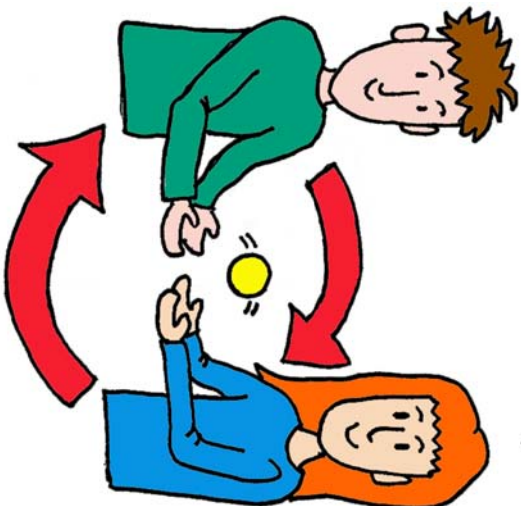
listen

© Visual Aids for Learning www.visualaidsforlearning.com



listen

© Visual Aids for Learning www.visualaidsforlearning.com



take turns

© Visual Aids for Learning www.visualaidsforlearning.com



respect

© Visual Aids for Learning www.visualaidsforlearning.com



respect

© Visual Aids for Learning www.visualaidsforlearning.com