


Click here to
view all our
products



Click here to
view all our
products



In-School Sequences

Version 1.0

About Visual Aids for Learning

Visual Aids for Learning is a company that develops images to streamline and support learning, empowering people to participate and achieve independence.

The free downloads are supported from revenue generated by online advertising on our website. We encourage you to visit our website often as we are continually updating these products and adding new images.

www.visualaidforlearning.com

How to make your kit

1. Print this document (we recommend using 180—200 gsm matt card)
2. Cut out each sequence using the dotted lines as a guide (not the individual pictures).
3. Laminate each sequence allowing for an extra bit of laminate at the start of each sequence.
4. Hole punch the laminate at the start of each sequence.
5. Put the sequences on a lanyard in the order most helpful to you.

How to use this kit

For suggestions on how to use these visuals, you can download an instruction booklet from our website.

Copyright and allowable uses

This product is supplied free of charge. You may print, use and distribute as many hard copies of this product as you wish. You may also store, copy and distribute as many electronic copies of this product as you wish. We encourage you to email this PDF file as often as you like to as many people as you think may benefit from it.

However, you may *not* sell this product or any of its content. All the images are protected under international copyright and remain the property of Visual Aids for Learning.


going to the toilet



walk with friend



go into toilet




shut toilet door



go to toilet



wash hands



walk quickly back to class

assembly



walk in line



sit down



hands in lap



quiet



listen



walk back to class

end of recess/lunch



bell



play finished



time for class



line up



wait for teacher


morning routine



hang up bag



hat on



outside play



bell



line up

moving between classes



walk in line



quiet



listen to teacher



stay in group