


Click here to
view all our
free products



Click here to
view all our
free products



Early Childhood Lanyard (Boy)

Version 1.0

16 images per page

About Visual Aids for Learning

Visual Aids for Learning is a company that develops images to streamline and support learning, empowering people to participate and achieve independence.

The free downloads are supported from revenue generated by online advertising on our website. We encourage you to visit our website often as we are continually updating these products and adding new images.

www.visualaidsonlearning.com

How to make your kit

1. Print this document (we recommend using 180—200 gsm matt card)
2. Cut out each individual card using the grey lines as a guide.
3. Laminate each card.
4. Hole punch the left hand corner of each card.
5. Put the cards on a lanyard in the order most helpful to you.

How to use this kit

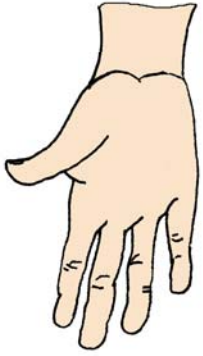
For suggestions on how to use these visuals, you can download an instruction booklet from our website.

Copyright and allowable uses

This product is supplied free of charge. You may print, use and distribute as many hard copies of this product as you wish. You may also store, copy and distribute as many electronic copies of this product as you wish. We encourage you to email this PDF file as often as you like to as many people as you think may benefit from it.

However, you may **not** sell this product or any of its content. All the images are protected under international copyright and remain the property of Visual Aids for Learning.

stop



© Visual Aids for Learning
www.visualaidstforlearning.com




© Visual Aids for Learning
www.visualaidstforlearning.com

finished



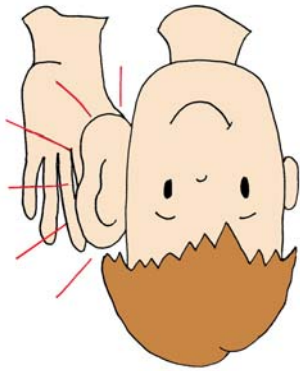
© Visual Aids for Learning
www.visualaidstforlearning.com

finished



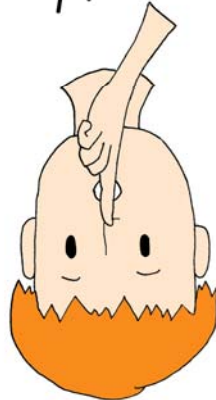
© Visual Aids for Learning
www.visualaidstforlearning.com

listen




© Visual Aids for Learning
www.visualaidstforlearning.com

quiet



© Visual Aids for Learning
www.visualaidstforlearning.com

wait



© Visual Aids for Learning
www.visualaidstforlearning.com

wait



© Visual Aids for Learning
www.visualaidstforlearning.com

© Visual Aids for Learning
www.visualaidstforlearning.com

© Visual Aids for Learning
www.visualaidstforlearning.com


© Visual Aids for Learning
www.visualaidstforlearning.com

© Visual Aids for Learning
www.visualaidstforlearning.com



sit down

© Visual Aids for Learning
www.visualaidstforlearning.com




I need help

© Visual Aids for Learning
www.visualaidstforlearning.com




I can do it myself

© Visual Aids for Learning
www.visualaidstforlearning.com




more

© Visual Aids for Learning
www.visualaidstforlearning.com



food

© Visual Aids for Learning
www.visualaidstforlearning.com



drink

© Visual Aids for Learning
www.visualaidstforlearning.com



wash hands


© Visual Aids for Learning
www.visualaidstforlearning.com



toilet


© Visual Aids for Learning
www.visualaidstforlearning.com

sleep



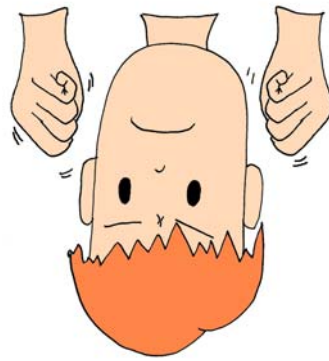
© Visual Aids for Learning
www.visualaidsforlearning.com

worried




© Visual Aids for Learning
www.visualaidsforlearning.com

frustrated




© Visual Aids for Learning
www.visualaidsforlearning.com

mad




© Visual Aids for Learning
www.visualaidsforlearning.com

scared




© Visual Aids for Learning
www.visualaidsforlearning.com

sad




© Visual Aids for Learning
www.visualaidsforlearning.com

surprised



© Visual Aids for Learning
www.visualaidsforlearning.com

happy



© Visual Aids for Learning
www.visualaidsforlearning.com

© Visual Aids for Learning
www.visualaidsforlearning.com

© Visual Aids for Learning
www.visualaidsforlearning.com

© Visual Aids for Learning
www.visualaidsforlearning.com

© Visual Aids for Learning
www.visualaidsforlearning.com



headache

© Visual Aids for Learning
www.visualaidsforlearning.com



sick

© Visual Aids for Learning
www.visualaidsforlearning.com



hurt

© Visual Aids for Learning
www.visualaidsforlearning.com



use nice words

© Visual Aids for Learning
www.visualaidsforlearning.com



share



gentle touch



keep body still




mouth closed

put down



© Visual Aids for Learning
www.visualaidsforlearning.com

hands down




© Visual Aids for Learning
www.visualaidsforlearning.com

feet down



© Visual Aids for Learning
www.visualaidsforlearning.com

keep hands to self



© Visual Aids for Learning
www.visualaidsforlearning.com

no yelling



© Visual Aids for Learning
www.visualaidsforlearning.com

no scratching



© Visual Aids for Learning
www.visualaidsforlearning.com

no throwing



© Visual Aids for Learning
www.visualaidsforlearning.com

no snatching



© Visual Aids for Learning
www.visualaidsforlearning.com

© Visual Aids for Learning
www.visualaidsforlearning.com

© Visual Aids for Learning
www.visualaidsforlearning.com

© Visual Aids for Learning
www.visualaidsforlearning.com

© Visual Aids for Learning
www.visualaidsforlearning.com



no pushing

© Visual Aids for Learning
www.visualaidsforlearning.com



no kicking

© Visual Aids for Learning
www.visualaidsforlearning.com



no hitting

© Visual Aids for Learning
www.visualaidsforlearning.com



no eating

© Visual Aids for Learning
www.visualaidsforlearning.com



no biting

© Visual Aids for Learning
www.visualaidsforlearning.com



no running away

© Visual Aids for Learning
www.visualaidsforlearning.com



no grabbing


© Visual Aids for Learning
www.visualaidsforlearning.com



no spitting


© Visual Aids for Learning
www.visualaidsforlearning.com

lips closed



© Visual Aids for Learning
www.visualaidsforlearning.com

must stay with me




© Visual Aids for Learning
www.visualaidsforlearning.com

pack up



© Visual Aids for Learning
www.visualaidsforlearning.com

take turns



© Visual Aids for Learning
www.visualaidsforlearning.com

hat on



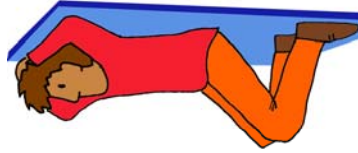
© Visual Aids for Learning
www.visualaidsforlearning.com

sit at desk



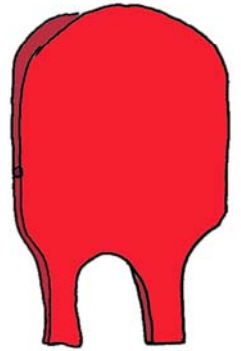
© Visual Aids for Learning
www.visualaidsforlearning.com

rest time



© Visual Aids for Learning
www.visualaidsforlearning.com

apron on



© Visual Aids for Learning
www.visualaidsforlearning.com

© Visual Aids for Learning
www.visualaidsforlearning.com

© Visual Aids for Learning
www.visualaidsforlearning.com

© Visual Aids for Learning
www.visualaidsforlearning.com

© Visual Aids for Learning
www.visualaidsforlearning.com




inside time

© Visual Aids for Learning
www.visualaidsforlearning.com




outside time

© Visual Aids for Learning
www.visualaidsforlearning.com



my turn
your turn

© Visual Aids for Learning
www.visualaidsforlearning.com



your turn
my turn

© Visual Aids for Learning
www.visualaidsforlearning.com