


Click here to  
view all our  
free products



Click here to  
view all our  
free products



# Meal Time

## Version 1.0

### 16 images per page

#### About Visual Aids for Learning

Visual Aids for Learning is a company that develops images to streamline and support learning, empowering people to participate and achieve independence.

The free downloads are supported from revenue generated by online advertising on our website. We encourage you to visit our website often as we are continually updating these products and adding new images.

[www.visualaidsforslearning.com](http://www.visualaidsforslearning.com)

#### How to make your kit

1. Print this document (we recommend using 180—200 gsm matt card)
2. Cut out each individual card using the grey lines as a guide.

#### Tips

- For greater durability you may consider laminating each individual card.
- For greater permanency, you may consider placing a Velcro "button" on the back of each card and a Velcro strip on the surface where you want the cards to be displayed.

#### How to use this kit


For suggestions on how to use these visuals, you can download an instruction booklet from our website.

#### Copyright and allowable uses

This product is supplied free of charge. You may print, use and distribute as many hard copies of this product as you wish. You may also store, copy and distribute as many electronic copies of this product as you wish. We encourage you to email this PDF file as often as you like to as many people as you think may benefit from it.

However, you may **not** sell this product or any of its content. All the images are protected under international copyright and remain the property of Visual Aids for Learning.

biscuit



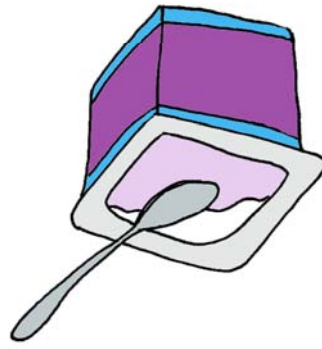
© Visual Aids for Learning  
www.visualaidslforlearning.com

cereal




© Visual Aids for Learning  
www.visualaidslforlearning.com

yoghurt



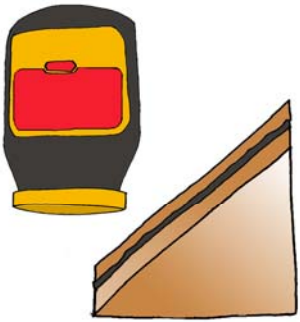
© Visual Aids for Learning  
www.visualaidslforlearning.com

toast




© Visual Aids for Learning  
www.visualaidslforlearning.com

vege sandwich




© Visual Aids for Learning  
www.visualaidslforlearning.com

jam sandwich



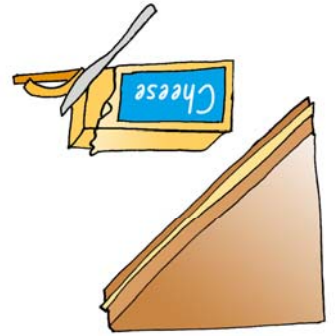
© Visual Aids for Learning  
www.visualaidslforlearning.com

peanut butter sandwich



© Visual Aids for Learning  
www.visualaidslforlearning.com

cheese sandwich




© Visual Aids for Learning  
www.visualaidslforlearning.com

© Visual Aids for Learning  
www.visualaidslforlearning.com

© Visual Aids for Learning  
www.visualaidslforlearning.com


© Visual Aids for Learning  
www.visualaidslforlearning.com

© Visual Aids for Learning  
www.visualaidslforlearning.com




juice

© Visual Aids for Learning  
www.visualaidslforlearning.com



milk

© Visual Aids for Learning  
www.visualaidslforlearning.com




water

© Visual Aids for Learning  
www.visualaidslforlearning.com




fruit

© Visual Aids for Learning  
www.visualaidslforlearning.com




hot meal



ice block




ice - cream



use fork  
knife spoon

chew food




© Visual Aids for Learning  
www.visualaidstoforlearning.com

plate and cup




© Visual Aids for Learning  
www.visualaidstoforlearning.com

sit on floor




© Visual Aids for Learning  
www.visualaidstoforlearning.com

sit at table




© Visual Aids for Learning  
www.visualaidstoforlearning.com

chew food




© Visual Aids for Learning  
www.visualaidstoforlearning.com

plate and cup




© Visual Aids for Learning  
www.visualaidstoforlearning.com

sit on floor



© Visual Aids for Learning  
www.visualaidstoforlearning.com

sit at table



© Visual Aids for Learning  
www.visualaidstoforlearning.com

© Visual Aids for Learning  
www.visualaidstoforlearning.com

© Visual Aids for Learning  
www.visualaidstoforlearning.com

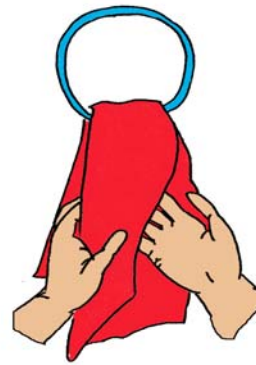
© Visual Aids for Learning  
www.visualaidstoforlearning.com

© Visual Aids for Learning  
www.visualaidstoforlearning.com




wash hands

© Visual Aids for Learning  
www.visualaidstoforlearning.com




wipe hands

© Visual Aids for Learning  
www.visualaidstoforlearning.com




lips closed

© Visual Aids for Learning  
www.visualaidstoforlearning.com



lips closed

© Visual Aids for Learning  
www.visualaidstoforlearning.com



finished

© Visual Aids for Learning  
www.visualaidstoforlearning.com



finished

© Visual Aids for Learning  
www.visualaidstoforlearning.com