

Welcome to the Carranballac Corker. This is the weekly Family Learning Activity Page. Discuss the challenges and place your completed sheet in the box near the office. The correct winning entries will be drawn at the whole assembly on Monday mornings.

Word of the Week: Write a definition for the following.

Dozen: _____

Last Week's word: Cartesian plane: a plane containing two perpendicular axes, x the horizontal axis and y the vertical axis.

Foundation to Year 2:

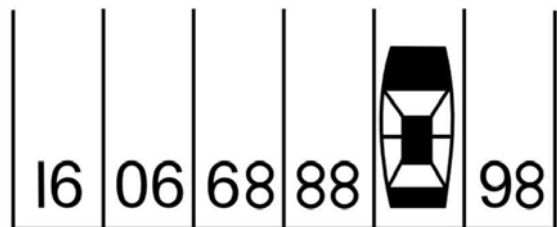
What Am I?

I have 4 rectangular shaped faces and 2 square shaped faces. I have 12 edges. I have 8 vertices. What am I?

Name: _____ Grade: _____

Year 3 to Year 6:

What is the car's parking spot number?



Name: _____ Grade: _____

Family Fun

How to make Straw Rockets

Making straw rockets is a great fun family activity. It's something that can always excite your kids, and there's really no mess, except cleaning up what remains of the rockets after you're done.

You will need:





Straws - Paper - Tape - Scissors

Instructions:

1. Cut a piece of paper into 12 pieces.
2. Decorate the paper with crayons or markers.
3. Roll the paper strip loosely around the straw.
4. Tape the roll along the edge to keep it rolled.
5. Fold the top of the paper down and tape it.
6. Put the paper tube on the straw – and blow!

Previous Week's Answers

Foundation to Year 2:

	= 10
	= 15
	= 13
	= 16

= 15 = 14 = 12 = 13

Year 3 to Year 6:

Square	Number
1x1	9
2x2	4
3x3	1
tilted small	4
tilted large	2
TOTAL	20